

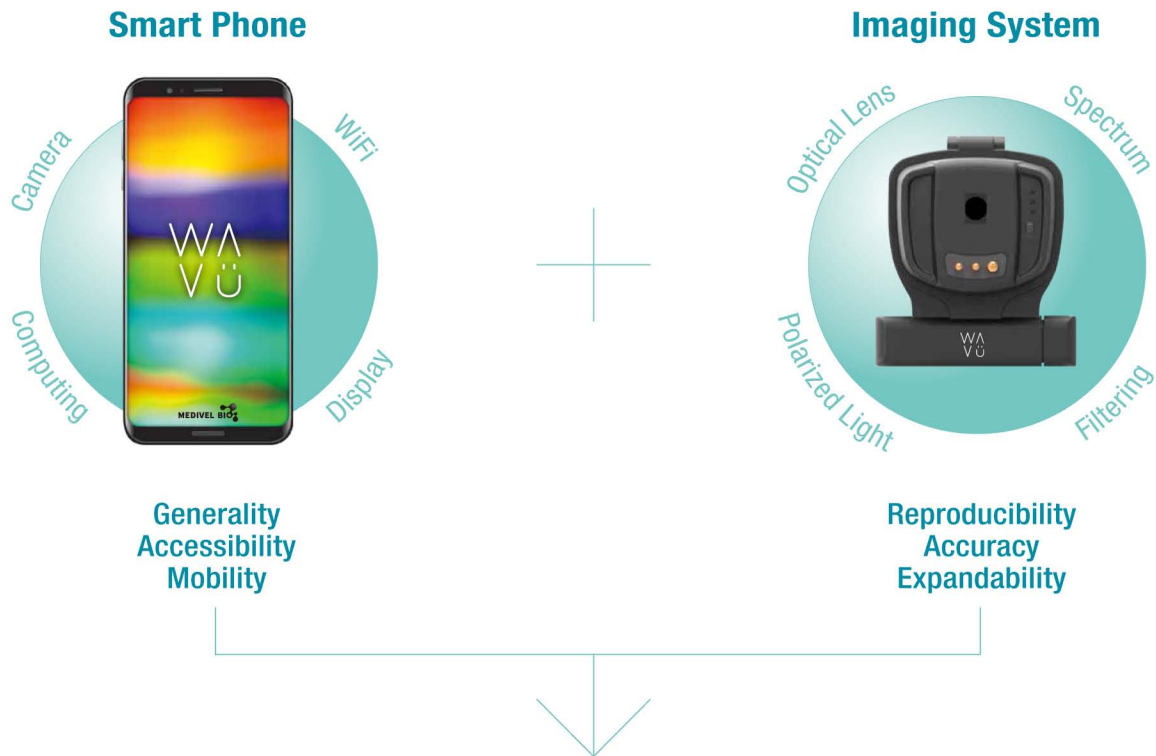
Mobile Based Healthcare Devices

Equipped with Multimodal Spectral Imaging & Analysis System

Advantages and Benefits

Easy to use and handle / Low cost
Acquisition of multiple spectral images more than RGB system
Sophisticated analysis with high mobility
Providing specialized consultation through Big Data

Concept



Mobile Based Multimodal Spectral imaging Analyzing Process

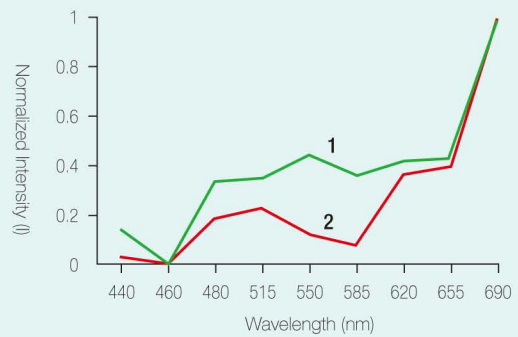
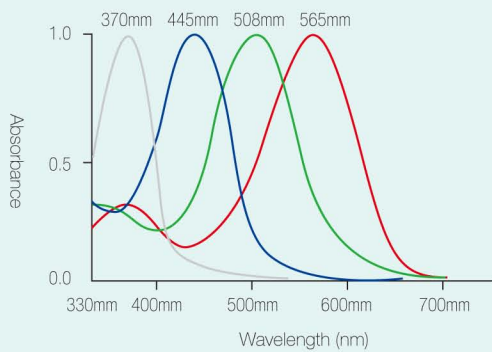


“ Better Life with Smart Things ”

Diagnosis of Skin Complaint(Acne)

Quantitative Determination and Continuous Treatments using AI and ratio scale image analysis

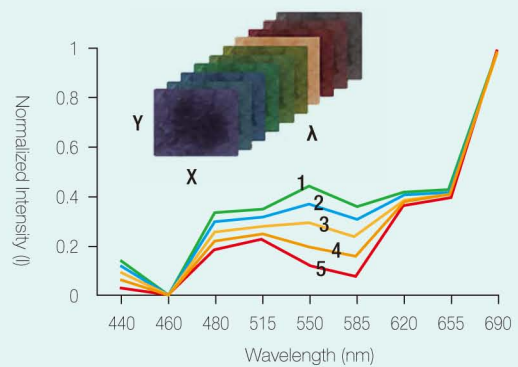
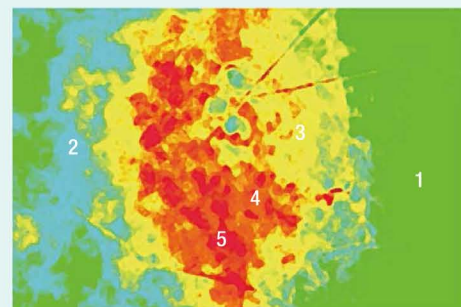
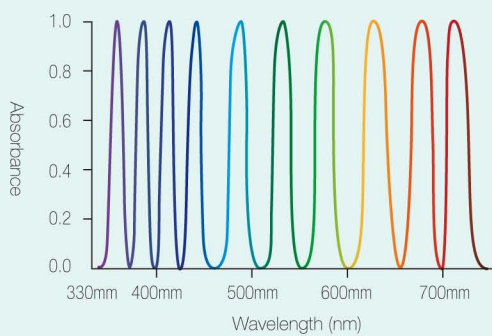
• Simple RGB Analysis



High Accuracy



• Multiple Spectral Analysis






Applications using Multimodal Spectral Imaging

- Diagnosis of Skin Problem (Various Dermatitis, Melanin & Pigmentation etc.) in Human and P
- Cancer Diagnosis (Skin, Oral, Uterine Cancer, etc.)
- Skin Tone, Wrinkle, Pore, Color, Temperature and Oil-water Balance
- UV based Fluorescence Analysis for Fungal Dermatitis in Human and Pet
- Qualitative and Quantitative Analysis System for Vitro Diagnostic Kits




MEDICAL CARE

Dental health
 Dermatopathy
 Ophthalmologic disorder
 Scalp defect
 Pigmentation
 Oral cancer
 Cancer of the digestive system
 Uterine cancer
 Skin cancer
 Infants & atopy



PETS

Virus & Bacterial skin disease
 Atopy
 Ophthalmologic disorder
 Parasitism
 Mycotic skin disease



BEAUTY

Skin analysis
 Wrinkle
 Skin tone
 Skin type